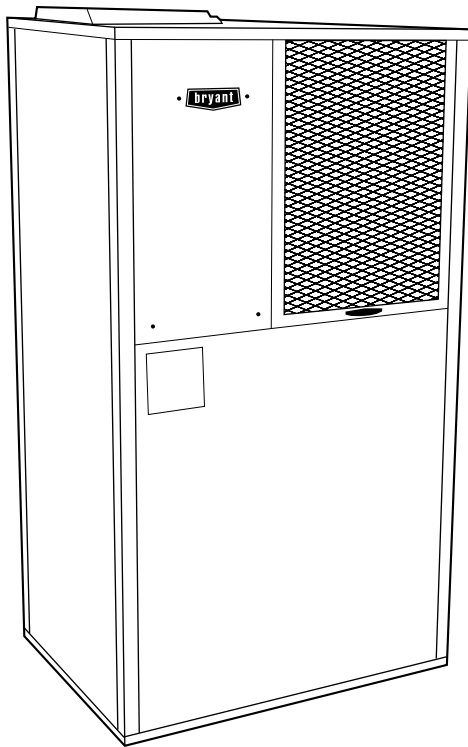




# RESIDENTIAL SELF-CONTAINED HEAT PUMP

# 542K

Sizes 018 thru 036



The 542K Heat Pump offers quiet, reliable summer cooling and winter heating. These units were specifically designed for indoor installation applications such as apartments, condominiums, hotel rooms, home additions, low income housing projects, and other applications where a self-contained unit is desired. The 542K provides superior energy efficiency with SEER ratings of up to 10.2 and HSPF ratings of up to 7.5. The unit recovers heat for indoor comfort from outdoor air during the heating season and by automatically reversing the refrigerant system, removes indoor heat and excess humidity during the cooling season. Factory-installed supplemental electric heat is available on all heating/cooling sizes.

Electric heat is available on 018 size in 5-kw; an 024 size in 5- and 10-kw; and on 030 and 036 sizes in 10- and 15-kw. All models are listed with ETL, c-ETL, and ARI.

## FEATURES

**ELECTRICAL RANGE**—All units are offered in single-phase 208-230v.

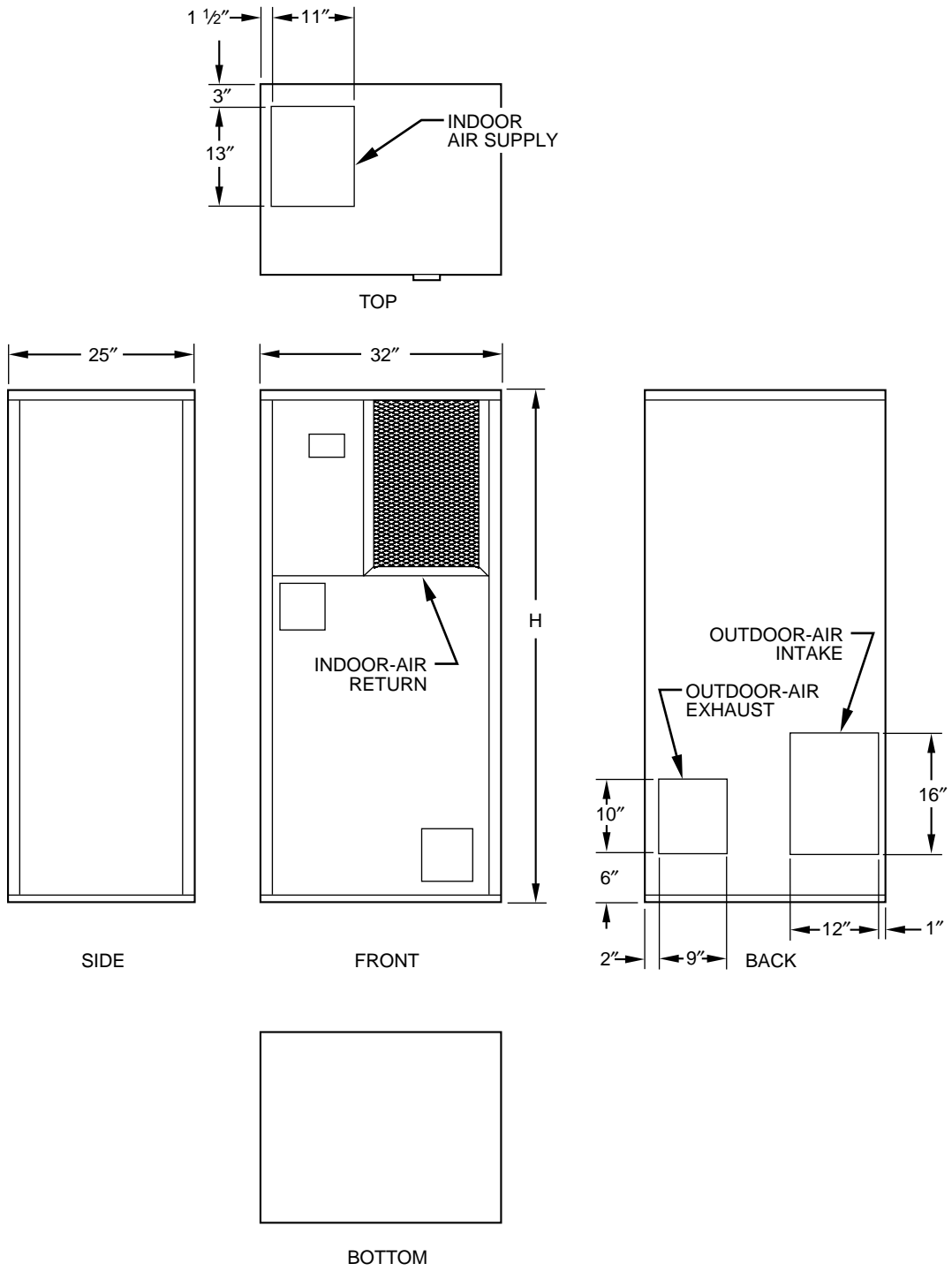
**WIDE RANGE OF SIZES**—The 542K is available in 4 nominal sizes from 018 through 036 to meet the needs of a wide variety of residential and light commercial applications.

**COMPRESSOR**—Each compressor is hermetically sealed against contamination to assure long life and dependable performance, and is externally mounted on rubber isolators for quiet operation. Continuous compressor operation is approved down to  $-30^{\circ}\text{F}$  ( $-34.4^{\circ}\text{C}$ ) in the heating mode and down to  $55^{\circ}\text{F}$  ( $12.8^{\circ}\text{C}$ ) in the cooling mode.

**RELIABLE COMPONENTS**—Include a TXV for added efficiency. A high-pressure switch is standard on all units.

**UNIT DESIGN**—The 542K unit is entirely self-contained. The compressor, fan motors, coils, and controls are encased in a single powder painted steel cabinet which is installed entirely inside the home. It can easily fit within a small utility closet. The self-contained design of the unit also makes it ideal for applications such as high-rise apartments, hotels, and condominiums where outdoor units or long-line applications are undesirable. Since the components are encased and installed inside the home, they are protected from harsh outdoor elements that can shorten a unit's life. There is no outdoor condensing unit sitting outside, so there is no worry about foreign material such as grass, shrubs, and leaves restricting airflow and reducing capacity and efficiency. Air is usually discharged horizontally through a side wall.

**LIMITED WARRANTY**—Standard 1-year warranty on all parts. Additional 4-year warranty on compressor, no labor.



A96652

**DIMENSIONS (IN.)**

UNIT SIZE	H
018	57
024	57
030	71
036	71



CERTIFICATION APPLIES ONLY WHEN THE COMPLETE SYSTEM IS LISTED WITH ARI.

# SPECIFICATIONS

UNIT SIZE-SERIES	018-A	024-A		030-A		036-A	
<b>ELECTRIC HEATING OPTIONS (KW)</b>	<b>5</b>	<b>5</b>	<b>10</b>	<b>10</b>	<b>15</b>	<b>10</b>	<b>15</b>
Operating Weight (Lb)	310	310		360		360	
<b>ELECTRICAL</b>							
Unit Volts—Hertz—Phase	208-230—60—1						
Operating Voltage Range*	197—253						
Compressor—	Rated Load Amps	9.3	11.4		15.0		17.9
	Locked Rotor Amps	47.0	56.0		72.5		88.0
Outdoor-Air Fan Motor—Full Load Amps	1.1	1.5		2.5		2.5	
Indoor-Air Fan Motor—Full Load Amps	1.1	1.1		1.5		2.5	
Compressor Circuit—	Min Unit Ampacity for Wire Sizing	13.8	16.9		22.8		27.4
	Min Wire Size (60°C Copper) AWG†	12	12		10		8
	Max Wire Length (60°C) (Ft)‡	108	90		105		135
	Max Branch Circuit Fuse Size**	15	20		30		40
Heater Circuit No. 1—	Full Load Amps	23.9	23.9	44.8	44.8		
	Min Unit Ampacity for Wire Sizing	29.9	29.9	56	56		
	Min Wire Size (60°C Copper) AWG†	10	10	6	6		
	Max Wire Length (60°C) (Ft)‡	80	80	111	111		
Heater Circuit No. 2—	Full Load Amps	N/A		N/A	23.9	N/A	23.9
	Min Unit Ampacity for Wire Sizing	N/A		N/A	29.9	N/A	29.9
	Min Wire Size (60°C Copper) AWG†	N/A		N/A	10	N/A	10
	Max Wire Length (60°C) (Ft)‡	N/A		N/A	80	N/A	80
	Max Branch Circuit Fuse Size**	N/A		N/A	30	N/A	30
<b>COMPRESSOR &amp; REFRIGERANT</b>							
Compressor—	Manufacturer	Copeland					
	Type	Scroll					
Volts—Hertz—Phase	208/230—60—1						
Temperature and Current Protection	Internal Line Break						
Refrigerant—Type and Amount (Lb)	R-22 and 4.62		R-22 and 5.00		R-22 and 5.50		
Metering Device	TXV						
<b>OUTDOOR-AIR COIL &amp; FAN</b>							
Coil Face Area (Rows—Sq Ft)	3—3.31			3—4.44			
Fan Motor—PSC Type, HP and RPM	1/6 and 1050	1/4 and 1050		1/3 and 1080			
Volts—Hertz—Phase	208/230—60—1						
Outdoor Airflow (CFM)	900	1095		1590			
<b>INDOOR-AIR COIL &amp; FAN</b>							
Coil Face Area (Rows—Sq Ft)	3—2.60			3—3.04			
Fan Motor—PSC Type, HP and RPM	1/6 and 1050			1/4 and 1050	1/3 and 1080		
Volts—Hertz—Phase	208/230—60—1						
Indoor Airflow (CFM)	680	850		930	1150		
<b>THERMOSTAT OPTIONS</b>							
Thermostat, Auto Changeover, Non-Programmable, °F/°C, 2-Stage Heat, 1-Stage Cool	Vertical	TSTATBBNHP01-A					
	Horizontal	TSTATBHNHP01-A					
Thermostat, Auto Changeover, 7-Day Programmable, °F/°C, 2-Stage Heat, 1-Stage Cool	Vertical	TSTATBBPHP01-A					
	Horizontal	TSTATBHPHP01-A					
Outdoor Sensor	TSTATBBSEN01						

\* Permissible limits of the voltage range at which unit will operate satisfactorily. Operation outside these limits may result in unit failure.

† If wire is applied at ambient greater than 30°C (86°F), consult Table 310-16 of the NEC (ANSI/NFPA 70).

The ampacity of nonmetallic-sheathed cable (NM), trade name ROMEX, shall be that of 60°C (140°F) conductors, per the NEC (ANSI/NFPA 70) Article 336-30.

If other than uncoated (non-plated), 60 or 75°C (140 or 167°F) insulation, copper wire (solid wire for 10 AWG and smaller, stranded wire for larger than 10 AWG) is used, consult applicable tables of the NEC (ANSI/NFPA 70).

‡ Length shown is as measured 1 way along wire path between unit and service panel for voltage drop not to exceed 2%.

\*\* Time-delay fuse or HACR-type circuit breaker.

N/A—Not applicable.

- NOTES:**
1. All motors/compressors contain internal overload protection.
  2. Copper wire must be used from service disconnect to unit.

## RATINGS AND PERFORMANCE

UNIT SIZE	ARI STANDARD RATING*							
	Cooling			Heating				
	Total Capacity Btuh	Seasonal Efficiency SEER		High-Temp		Low-Temp		Seasonal Efficiency HSPF
		Factory- Supplied Enhancement	Standard Rating	Total Capacity Btuh	COP	Total Capacity Btuh	COP	
018	18,500	TXV	10.20	17,500	3.00	11,000	2.11	7.3
024	24,000	TXV	10.20	21,500	2.90	14,000	1.94	7.3
030	28,000	TXV	10.00	27,000	2.92	18,400	1.97	7.5
036	34,000	TXV	9.70	33,000	2.73	22,600	2.00	6.8

\* Cooling Capacity, Heating Capacity, SEER, and HSPF rated in accordance with ARI 240 and Department of Energy test procedures. Ratings are net values reflecting the effects of circulating fan motor heat. Supplemental electric heat is not included. Ratings are based on:  
**Cooling Standard:** 80°F (27°C) db 67°F (19°C) wb indoor-air entering air temperature and 95°F (35°C) db air entering outdoor-air coil.  
**High-Temperature Heating Standard:** 70°F (21°C) db indoor-air entering air temperature and 47°F (8°C) db 43°F (6°C) wb air entering outdoor-air coil.  
**Low-Temperature Heating Standard:** 70°F (21°C) db indoor-air entering air temperature and 17°F (-8°C) db 15°F (11°C) wb air entering outdoor-air coil.

**COP** — Coefficient of Performance  
**HSPF** — Heating Seasonal Performance Factor  
**SEER** — Seasonal Energy Efficiency Ratio

## INDOOR-AIR FAN AIRFLOW PERFORMANCE (CFM)

UNIT SIZE	EXTERNAL STATIC PRESSURE (IN. WC)					MAXIMUM EXT SP	MINIMUM AIR FLOW	RATED CFM	RATED EXT SP
	0	0.10	0.20	0.30	0.40				
018	825	775	730	680	625	0.47	525	680	0.30
024	900	850	800	745	690	0.40	700	850	0.10
030	1000	940	880	830	775	0.22	875	930	0.12
036	1270	1210	1150	1083	1010	0.33	1050	1150	0.18

## DETAILED COOLING CAPACITIES

INDOOR-AIR COIL AIR		OUTDOOR-AIR COIL ENTERING AIR TEMPERATURES °F																		
		75			85			95			105			115			125			
		Capacity MBtuh*		Tot Sys Kw‡	Capacity MBtuh*		Tot Sys Kw‡	Capacity MBtuh*		Tot Sys Kw‡	Capacity MBtuh*		Tot Sys Kw‡	Capacity MBtuh*		Tot Sys Kw‡	Capacity MBtuh*		Tot Sys Kw‡	
CFM	EWB	Total	Sens†	Total	Sens†	Total	Sens†	Total	Sens†	Total	Sens†	Total	Sens†	Total	Sens†	Total	Sens†	Total	Sens†	
<b>542K018-A</b>																				
600	72	21.7	11.2	1.67	20.8	10.9	1.86	19.9	10.5	2.06	18.9	10.2	2.28	17.8	9.85	2.51	16.7	9.47	2.76	
	67	20.1	14.5	1.66	19.2	14.2	1.84	18.3	13.9	2.04	17.4	13.5	2.25	16.4	13.1	2.48	15.4	12.7	2.73	
	63**	18.8	14.2	1.65	18.0	13.8	1.83	17.1	13.5	2.02	16.2	13.1	2.24	15.3	12.7	2.46	14.3	12.3	2.70	
	62	18.6	17.8	1.64	17.8	17.4	1.82	17.0	16.9	2.02	16.2	16.2	2.24	15.5	15.5	2.47	14.6	14.6	2.71	
	57	18.3	18.3	1.64	17.6	17.6	1.82	16.9	16.9	2.01	16.2	16.2	2.23	15.5	15.5	2.47	14.7	14.7	2.72	
680	72	21.9	11.7	1.70	21.0	11.4	1.89	20.0	11.0	2.09	19.0	10.7	2.31	17.9	10.4	2.54	16.9	10.0	2.81	
	67	20.3	15.5	1.69	19.4	15.1	1.87	18.5	14.8	2.07	17.5	14.4	2.28	16.5	14.0	2.52	15.5	13.6	2.76	
	63**	19.0	15.0	1.68	18.2	14.6	1.86	17.3	14.3	2.05	16.4	13.9	2.26	15.4	13.5	2.49	14.4	13.1	2.73	
	62	18.9	18.9	1.68	18.2	18.2	1.86	17.5	17.5	2.06	16.7	16.7	2.27	15.9	15.9	2.50	15.0	15.0	2.75	
	57	18.9	18.9	1.67	18.2	18.2	1.85	17.5	17.5	2.06	16.7	16.7	2.27	15.9	15.9	2.50	15.1	15.1	2.75	
750	72	22.0	12.1	1.73	21.1	11.8	1.91	20.1	11.5	2.12	19.1	11.1	2.33	18.1	10.8	2.58	17.0	10.5	2.84	
	67	20.5	16.2	1.71	19.6	15.9	1.90	18.6	15.5	2.10	17.6	15.2	2.31	16.6	14.8	2.54	15.7	14.4	2.80	
	63**	19.2	15.7	1.70	18.3	15.4	1.88	17.4	15.0	2.08	16.5	14.6	2.29	15.5	14.2	2.52	14.5	13.8	2.76	
	62	19.3	19.3	1.70	18.6	18.6	1.89	17.8	17.8	2.08	17.1	17.1	2.30	16.2	16.2	2.53	15.3	15.3	2.78	
	57	19.3	19.3	1.70	18.6	18.6	1.89	17.9	17.9	2.09	17.1	17.1	2.31	16.2	16.2	2.54	15.3	15.3	2.79	
<b>542K024-A</b>																				
700	72	27.8	14.1	2.22	26.7	13.7	2.43	25.6	13.3	2.68	24.5	12.9	2.96	23.3	12.5	3.27	22.3	12.2	3.64	
	67	25.7	18.2	2.19	24.7	17.8	2.40	23.7	17.4	2.64	22.6	17.0	2.92	21.5	16.6	3.23	20.4	16.1	3.57	
	63**	24.0	17.7	2.17	23.0	17.3	2.38	22.1	16.9	2.61	21.1	16.5	2.88	20.1	16.1	3.19	19.0	15.6	3.53	
	62	23.7	22.2	2.17	22.7	21.8	2.37	21.8	21.5	2.61	20.9	20.9	2.88	20.1	20.1	3.19	19.3	19.3	3.54	
	57	23.2	23.2	2.15	22.3	22.3	2.36	21.5	21.5	2.59	20.9	20.9	2.88	20.1	20.1	3.19	19.3	19.3	3.54	
850	72	28.2	15.1	2.27	27.1	14.7	2.49	25.9	14.3	2.73	24.8	13.9	3.01	23.8	13.6	3.34	22.7	13.2	3.73	
	67	26.1	19.9	2.24	25.1	19.5	2.46	24.0	19.1	2.70	22.9	18.7	2.97	21.8	18.3	3.28	20.9	17.9	3.65	
	63**	24.4	19.3	2.22	23.4	18.9	2.43	22.4	18.5	2.67	21.4	18.1	2.94	20.4	17.6	3.24	19.5	17.3	3.61	
	62	24.4	24.2	2.22	23.5	23.5	2.43	22.7	22.7	2.67	21.8	21.8	2.95	20.9	20.9	3.26	20.0	20.0	3.61	
	57	24.2	24.2	2.22	23.5	23.5	2.44	22.7	22.7	2.68	21.8	21.8	2.95	20.9	20.9	3.26	20.0	20.0	3.62	
950	72	28.4	15.7	2.31	27.2	15.3	2.52	26.1	14.9	2.77	24.9	14.5	3.05	24.0	14.3	3.40	22.8	13.9	3.76	
	67	26.4	21.0	2.28	25.3	20.6	2.49	24.2	20.2	2.73	23.1	19.7	3.01	22.0	19.3	3.32	21.1	19.0	3.71	
	63**	24.7	20.3	2.26	23.6	19.9	2.47	22.6	19.5	2.71	21.6	19.0	2.98	20.5	18.6	3.28	19.7	18.3	3.67	
	62	24.9	24.9	2.26	24.0	24.0	2.48	23.2	23.2	2.72	22.3	22.3	2.99	21.3	21.3	3.30	20.5	20.5	3.68	
	57	24.9	24.9	2.26	24.2	24.2	2.48	23.3	23.3	2.73	22.3	22.3	2.99	21.4	21.4	3.31	20.4	20.4	3.66	
<b>542K030-A</b>																				
800	72	32.4	16.1	2.46	31.2	15.6	2.74	29.9	15.2	3.05	28.6	14.7	3.39	27.1	14.2	3.76	25.6	13.7	4.15	
	67	29.9	20.5	2.46	28.8	20.0	2.74	27.6	19.5	3.05	26.3	19.0	3.38	25.0	18.5	3.74	23.4	17.9	4.11	
	63**	28.0	20.0	2.46	26.9	19.5	2.74	25.8	19.0	3.04	24.6	18.5	3.37	23.3	17.9	3.72	21.8	17.3	4.08	
	62	27.7	24.7	2.46	26.6	24.2	2.74	25.5	23.7	3.04	24.3	23.2	3.37	23.1	22.5	3.72	21.7	21.7	4.08	
	57	26.7	26.7	2.46	25.9	25.9	2.74	25.0	25.0	3.04	24.0	24.0	3.37	22.9	22.9	3.71	21.8	21.8	4.09	
930	72	32.8	16.8	2.50	31.6	16.4	2.78	30.3	15.9	3.09	28.9	15.5	3.43	27.4	15.0	3.80	25.9	14.5	4.19	
	67	30.4	21.9	2.50	29.3	21.4	2.78	28.0	20.9	3.08	26.7	20.4	3.42	25.3	19.9	3.78	23.7	19.3	4.15	
	63**	28.5	21.3	2.50	27.4	20.8	2.77	26.2	20.3	3.08	24.9	19.8	3.41	23.6	19.2	3.76	22.1	18.6	4.13	
	62	28.3	26.7	2.50	27.2	26.1	2.78	26.1	25.5	3.08	24.9	24.8	3.41	23.8	23.8	3.77	22.5	22.5	4.13	
	57	27.8	27.8	2.50	26.9	26.9	2.78	25.9	25.9	3.08	24.9	24.9	3.41	23.7	23.7	3.75	22.5	22.5	4.14	
1050	72	33.1	17.5	2.53	31.8	17.1	2.81	30.5	16.6	3.13	29.1	16.1	3.47	27.6	15.6	3.83	26.0	15.1	4.22	
	67	30.8	23.1	2.53	29.5	22.7	2.81	28.3	22.2	3.12	26.9	21.6	3.45	25.5	21.1	3.82	23.9	20.5	4.19	
	63**	28.9	22.5	2.54	27.6	22.0	2.81	26.4	21.5	3.11	25.2	20.9	3.44	23.8	20.4	3.80	22.4	19.8	4.18	
	62	28.7	28.2	2.53	27.7	27.5	2.81	26.6	26.6	3.12	25.5	25.5	3.45	24.4	24.4	3.81	23.0	23.0	4.18	
	57	28.6	28.6	2.54	27.7	27.7	2.81	26.7	26.7	3.12	25.6	25.6	3.45	24.3	24.3	3.80	23.1	23.1	4.18	
<b>542K036-A</b>																				
1025	72	39.6	19.9	3.51	38.1	19.3	3.82	36.4	18.7	4.17	34.7	18.1	4.54	32.7	17.4	4.93	30.6	16.7	5.34	
	67	36.7	25.8	3.46	35.3	25.2	3.77	33.7	24.6	4.11	31.9	23.9	4.47	30.0	23.2	4.84	28.2	22.5	5.26	
	63**	34.4	25.2	3.43	33.0	24.6	3.73	31.5	23.9	4.07	29.8	23.2	4.42	28.2	22.5	4.80	26.5	21.8	5.22	
	62	34.1	31.5	3.42	32.7	30.8	3.73	31.3	30.1	4.06	29.7	29.2	4.41	28.1	28.1	4.79	26.7	26.7	5.21	
	57	33.3	33.3	3.41	32.0	32.0	3.71	30.8	30.8	4.05	29.6	29.6	4.41	28.3	28.3	4.81	26.7	26.7	5.22	
1150	72	40.0	20.6	3.57	38.4	20.0	3.89	36.7	19.4	4.23	34.9	18.8	4.61	32.8	18.1	5.00	30.6	17.4	5.40	
	67	37.1	27.1	3.53	35.6	26.6	3.84	34.0	25.9	4.18	32.1	25.2	4.53	30.4	24.5	4.93	28.6	23.8	5.35	
	63**	34.7	26.4	3.49	33.3	25.8	3.80	31.8	25.2	4.13	30.0	24.4	4.48	28.4	23.7	4.87	26.7	23.0	5.28	
	62	34.5	33.2	3.49	33.2	32.5	3.80	31.8	31.6	4.13	30.3	30.3	4.49	28.9	28.9	4.88	27.4	27.4	5.31	
	57	34.2	34.2	3.48	32.9	32.9	3.79	31.6	31.6	4.12	30.3	30.3	4.49	28.9	28.9	4.89	27.3	27.3	5.30	
1300	72	40.2	21.4	3.65	38.5	20.8	3.96	36.8	20.3	4.31	35.0	19.6	4.69	32.9	18.9	5.07	30.7	18.2	5.48	
	67	37.4	28.7	3.60	35.8	28.1	3.92	34.2	27.4	4.26	32.3	26.7	4.61	30.8	26.1	5.02	28.7	25.3	5.43	
	63**	35.0	27.8	3.57	33.5	27.2	3.87	32.0	26.5	4.21	30.2	25.8	4.56	28.5	25.1	4.95	26.8	24.3	5.36	
	62	35.0	34.9	3.57	33.7	33.7	3.88	32.5	32.5	4.22	30.9	30.9	4.58	29.5	29.5	4.98	27.9	27.9	5.40	
	57																			

# HEAT PUMP HEATING PERFORMANCE

INDOOR-AIR COIL AIR		OUTDOOR-AIR COIL ENTERING AIR TEMPERATURES °F																							
		-3			7			17			27			37			47			57			67		
		Capacity MBtuh		Total Power Kw†	Capacity MBtuh		Total Power Kw†	Capacity MBtuh		Total Power Kw†	Capacity MBtuh		Total Power Kw†	Capacity MBtuh		Total Power Kw†	Capacity MBtuh		Total Power Kw†	Capacity MBtuh		Total Power Kw†	Capacity MBtuh		Total Power Kw†
EDB	CFM	Total	Integ*	Total	Integ*	Total	Integ*	Total	Integ*	Total	Integ*	Total	Integ*	Total	Integ*	Total	Integ*	Total	Integ*	Total	Integ*	Total	Integ*	Total	Integ*
<b>542K018-A</b>																									
65	600	7.68	7.07	1.33	9.24	8.49	1.39	11.0	10.0	1.45	13.0	11.5	1.51	15.1	13.7	1.57	17.5	17.5	1.64	20.2	20.2	1.71	23.2	23.2	1.79
	680	7.80	7.18	1.35	9.37	8.61	1.40	11.1	10.1	1.46	13.1	11.7	1.51	15.3	13.9	1.57	17.7	17.7	1.63	20.5	20.5	1.70	23.6	23.6	1.77
	750	7.87	7.24	1.36	9.48	8.71	1.42	11.2	10.2	1.47	13.3	11.8	1.52	15.4	14.1	1.57	17.9	17.9	1.63	20.7	20.7	1.69	23.8	23.8	1.75
70	600	7.59	6.98	1.38	9.14	8.40	1.45	10.9	9.89	1.51	12.8	11.4	1.58	14.9	13.6	1.65	17.3	17.3	1.72	20.0	20.0	1.80	23.0	23.0	1.89
	680	7.96	7.32	1.40	9.27	8.52	1.46	11.0	10.0	1.52	13.0	11.5	1.58	15.1	13.8	1.64	17.5	17.5	1.71	20.2	20.2	1.78	23.3	23.3	1.86
	750	7.77	7.15	1.41	9.37	8.62	1.47	11.1	10.1	1.53	13.1	11.7	1.59	15.3	13.9	1.65	17.7	17.7	1.71	20.4	20.4	1.77	23.5	23.5	1.84
75	600	7.49	6.89	1.43	9.03	8.30	1.51	10.7	9.79	1.58	12.7	11.3	1.65	14.8	13.4	1.73	17.1	17.1	1.81	19.7	19.7	1.89	22.7	22.7	1.98
	680	7.60	6.99	1.45	9.16	8.42	1.52	10.9	9.92	1.59	12.8	11.4	1.65	15.0	13.6	1.72	17.3	17.3	1.79	20.0	20.0	1.87	23.0	23.0	1.95
	750	7.69	7.08	1.47	9.27	8.52	1.53	11.0	10.0	1.60	13.0	11.5	1.66	15.1	13.8	1.72	17.5	17.5	1.79	20.2	20.2	1.86	23.3	23.3	1.93
<b>542K024-A</b>																									
65	700	9.85	9.07	1.96	11.9	10.9	2.00	14.1	12.8	2.03	16.4	14.6	2.06	18.9	17.2	2.09	21.4	21.4	2.10	24.3	24.3	2.13	27.2	27.2	2.15
	850	10.0	9.23	1.99	12.1	11.1	2.02	14.2	13.0	2.04	16.6	14.7	2.06	19.1	17.3	2.07	21.6	21.6	2.07	24.5	24.5	2.08	27.5	27.5	2.09
	950	10.2	9.34	2.01	12.2	11.2	2.04	14.3	13.1	2.05	16.7	14.8	2.06	19.2	17.4	2.07	21.8	21.8	2.07	24.6	24.6	2.07	27.6	27.6	2.07
70	700	9.71	8.93	2.02	11.8	10.8	2.07	13.9	12.7	2.11	16.3	14.5	2.15	18.7	17.0	2.17	21.3	21.3	2.20	24.2	24.2	2.23	27.1	27.1	2.27
	850	9.89	9.10	2.05	11.9	11.0	2.09	14.1	12.9	2.12	16.4	14.6	2.14	18.9	17.2	2.16	21.5	21.5	2.17	24.3	24.3	2.18	27.3	27.3	2.19
	950	10.0	9.21	2.08	12.0	11.1	2.11	14.2	12.9	2.13	16.5	14.7	2.14	19.0	17.3	2.15	21.5	21.5	2.16	24.4	24.4	2.16	27.4	27.4	2.16
75	700	9.56	8.80	2.08	11.6	10.7	2.14	13.8	12.6	2.19	16.2	14.4	2.23	18.6	16.9	2.26	21.1	21.1	2.30	24.0	24.0	2.34	26.9	26.9	2.37
	850	9.74	8.97	2.11	11.8	10.8	2.16	14.0	12.7	2.20	16.3	14.5	2.22	18.8	17.1	2.25	21.3	21.3	2.26	24.1	24.1	2.27	27.0	27.0	2.29
	950	9.87	9.08	2.14	11.9	10.9	2.18	14.1	12.8	2.21	16.4	14.6	2.23	18.8	17.1	2.24	21.4	21.4	2.26	24.2	24.2	2.25	27.1	27.1	2.26
<b>542K030-A</b>																									
65	800	13.4	12.4	2.58	15.8	14.6	2.61	18.4	16.8	2.63	21.1	18.7	2.63	24.0	21.8	2.63	27.0	27.0	2.64	30.5	30.5	2.66	33.7	33.7	2.64
	930	13.6	12.5	2.59	16.0	14.7	2.61	18.5	16.9	2.60	21.2	18.8	2.60	24.1	22.0	2.59	27.2	27.2	2.58	30.5	30.5	2.56	33.8	33.8	2.52
	1050	13.7	12.6	2.61	16.1	14.8	2.61	18.6	17.0	2.60	21.3	18.9	2.57	24.1	22.0	2.55	27.2	27.2	2.53	30.6	30.6	2.50	33.9	33.9	2.45
70	800	13.3	12.2	2.69	15.7	14.4	2.73	18.3	16.7	2.76	21.0	18.6	2.76	23.8	21.7	2.77	26.9	26.9	2.78	30.2	30.2	2.81	33.5	33.5	2.80
	930	13.4	12.4	2.70	15.8	14.6	2.72	18.4	16.8	2.74	21.1	18.7	2.73	23.9	21.8	2.72	27.0	27.0	2.71	30.3	30.3	2.69	33.5	33.5	2.66
	1050	13.6	12.5	2.72	15.9	14.7	2.72	18.5	16.9	2.73	21.1	18.8	2.71	24.0	21.9	2.69	27.1	27.1	2.67	30.4	30.4	2.64	33.7	33.7	2.60
75	800	13.1	12.1	2.80	15.8	14.5	2.85	18.1	16.5	2.89	20.8	18.5	2.90	23.8	21.6	2.94	26.8	26.8	2.96	30.0	30.0	2.96	33.5	33.5	2.98
	930	13.3	12.2	2.80	15.7	14.4	2.84	18.3	16.7	2.87	20.9	18.6	2.86	23.8	21.6	2.86	26.8	26.8	2.86	30.1	30.1	2.84	33.5	33.5	2.84
	1050	13.4	12.4	2.81	15.8	14.5	2.84	18.4	16.7	2.86	21.0	18.7	2.84	23.9	21.8	2.83	27.0	27.0	2.82	30.2	30.2	2.79	33.5	33.5	2.75
<b>542K036-A</b>																									
65	1025	16.7	15.4	3.00	19.5	18.0	3.08	22.6	20.6	3.17	25.7	22.9	3.23	29.3	26.7	3.32	33.0	33.0	3.41	37.0	37.0	3.49	41.3	41.3	3.60
	1150	16.9	15.6	3.03	19.7	18.1	3.11	22.8	20.8	3.19	25.9	23.0	3.24	29.4	26.8	3.30	33.1	33.1	3.37	37.2	37.2	3.44	41.5	41.5	3.53
	1300	17.1	15.8	3.08	19.9	18.3	3.15	23.0	20.9	3.20	26.2	23.2	3.26	29.6	27.0	3.31	33.4	33.4	3.37	37.4	37.4	3.42	41.8	41.8	3.49
70	1025	16.6	15.2	3.11	19.4	17.8	3.20	22.4	20.4	3.29	25.6	22.8	3.39	29.1	26.5	3.47	32.8	32.8	3.56	36.9	36.9	3.67	41.1	41.1	3.78
	1150	16.8	15.4	3.14	19.6	18.0	3.23	22.6	20.6	3.31	25.7	22.9	3.37	29.3	26.7	3.46	33.0	33.0	3.54	37.0	37.0	3.61	41.3	41.3	3.70
	1300	17.0	15.6	3.18	19.8	18.2	3.27	22.8	20.8	3.33	25.9	23.0	3.38	29.4	26.8	3.44	33.1	33.1	3.51	37.3	37.3	3.59	41.4	41.4	3.64
75	1025	16.4	15.1	3.22	19.2	17.6	3.32	22.2	20.3	3.42	25.4	22.6	3.53	28.9	26.3	3.61	32.5	32.5	3.71	36.6	36.6	3.84	40.8	40.8	3.95
	1150	16.6	15.3	3.25	19.4	17.8	3.35	22.4	20.4	3.44	25.6	22.8	3.53	29.1	26.5	3.61	32.7	32.7	3.69	36.8	36.8	3.79	41.1	41.1	3.89
	1300	16.8	15.5	3.29	19.6	18.0	3.38	22.6	20.6	3.47	25.8	22.9	3.52	29.3	26.7	3.62	33.0	33.0	3.69	37.0	37.0	3.75	41.2	41.2	3.82

\* The Btuh heating capacity values shown are net integrated values from which the defrost effect has been subtracted. The Btuh heating from supplemental heaters should be added to these values to obtain total system capacity.

† The kw values include the compressor, outdoor-air fan motor, and indoor-air fan motor. The kw from supplemental heaters should be added to these values to obtain total system kilowatts.

**CFM** — Cubic Feet per Minute

**EDB** — Entering Dry Bulb

## SYSTEM DESIGN

1. Intended for indoor installation with free access to outdoor air.
2. Minimum outdoor-air operating temperature for cooling mode is 55°F (12.8°C).
3. Maximum outdoor-air operating temperature for cooling mode is 115°F (46.1°C).
4. Minimum outdoor-air operating temperature for heating mode is -30°F (-34.4°C).
5. Maximum outdoor-air operating temperature for heating mode is 66°F (18.9°C).
6. For reliable operation, unit should be level in all horizontal planes.
7. Use only copper wire for electric connection to unit. Aluminum and clad aluminum wire are not acceptable for the type of connector provided.



# SERVICE TRAINING

**Packaged Service Training** programs are an excellent way to increase your knowledge of the equipment discussed in this manual, including:

- Unit Familiarization
- Maintenance
- Installation Overview
- Operating Sequence

A large selection of product, theory, and skills programs is available, using popular video-based formats and materials. All include video and/or slides, plus companion book.


**Classroom Service Training** plus "hands-on" the products in our labs can mean increased confidence that really pays dividends in faster troubleshooting, fewer callbacks. Course descriptions and schedules are in our catalog.

**CALL FOR FREE CATALOG 1-800-962-9212**

Packaged Service Training

Classroom Service Training

A94328



SPECIFICATIONS SUBJECT TO CHANGE WITHOUT NOTICE

UNIT MUST BE INSTALLED IN ACCORDANCE  
WITH INSTALLATION INSTRUCTIONS

Cancels: NEW